



U.S. Department  
of Transportation

Pipeline and  
Hazardous Materials  
Safety Administration

East Building, PHH-23  
1200 New Jersey Ave, SE  
Washington, D.C. 20590

**COMPETENT AUTHORITY CERTIFICATION FOR A  
TYPE B(U)  
RADIOACTIVE MATERIALS PACKAGE DESIGN  
CERTIFICATE USA/6217/B(U) , REVISION 20**

**REVALIDATION OF CANADIAN COMPETENT AUTHORITY  
CERTIFICATE CDN/2003/B(U)**

The Competent Authority of the United States certifies that the radioactive material package design described in this certificate satisfies the regulatory requirements for a Type B(U) package as prescribed in the regulations of the International Atomic Energy Agency<sup>1</sup> and the United States of America<sup>2</sup> The package design is approved for use within the United States for import and export shipments made in accordance with applicable international and domestic transport regulations.

1. Package Identification - F-143 Transfer Case, Serial Nos. 20, 50, 53, 54, 59, 62 and 64; F-158 Transfer Case, Serial Nos. 3, 4, 5, 6, 8, 9, 10 and 14.
2. Package Description and Authorized Radioactive Contents - as described in Canadian Certificate of Competent Authority CDN/2003/B(U), Revision 19 (attached).
3. General Conditions -
  - a. Each user of this certificate must have in his possession a copy of this certificate and all documents necessary to properly prepare the package for transportation. The user shall prepare the package for shipment in accordance with the documentation and applicable regulations.
  - b. Each user of this certificate, other than the original petitioner, shall register his identity in writing to the Office of Engineering and Research, (PHH-23), Pipeline and Hazardous Materials Safety Administration, U.S. Department of Transportation, Washington D.C. 20590-0001.

---

<sup>1</sup> "Regulations for the Safe Transport of Radioactive Material, 2012 Edition, No. SSR-6" published by the International Atomic Energy Agency (IAEA), Vienna, Austria.

<sup>2</sup> Title 49, Code of Federal Regulations, Parts 100-199, United States of America.

**CERTIFICATE USA/6217/B(U) , REVISION 20**

- c. This certificate does not relieve any consignor or carrier from compliance with any requirement of the Government of any country through or into which the package is to be transported.
  - d. Records of Management System activities required by Paragraph 306 of the IAEA regulations<sup>1</sup> shall be maintained and made available to the authorized officials for at least three years after the last shipment authorized by this certificate. Consignors in the United States exporting shipments under this certificate shall satisfy the applicable requirements of Subpart H of 10 CFR 71.
4. Marking and Labeling - The package shall bear the marking USA/6217/B(U) in addition to other required markings and labeling.
5. Expiration Date - This certificate expires on March 31, 2025. Previous editions which have not reached their expiration date may continue to be used.

This certificate is issued in accordance with paragraph(s) 820 of the IAEA Regulations and Section 173.473 of Title 49 of the Code of Federal Regulations, in response to the May 26, 2020 petition by Best Theratronics Ltd., Ottawa, Ontario, and in consideration of other information on file in this Office.

Certified By:



William Schoonover  
Associate Administrator for Hazardous  
Materials Safety

June 12, 2020  
(DATE)

Revision 20 - Issued to revalidate Canadian Certificate of Approval  
CDN/2003/B(U), Revision 19.



# Certificate

## CDN/2003/B(U) (Rev. 19)

### Transport Package Design

The transport package design identified below is certified by the Canadian Nuclear Safety Commission pursuant to paragraph 21(1)(h) of the *Nuclear Safety and Control Act* and Subsection 10(1) of the *Packaging and Transport of Nuclear Substances Regulations, 2015* and to the 1973 Revised Edition (as amended) of the IAEA's *Regulations for the Safe Transport of Radioactive Material*.

#### **REGISTRATION OF USE OF PACKAGES**

All users of this authorization shall register their identity in writing with the Canadian Nuclear Safety Commission prior to the first use of this authorization and shall certify that they possess the instructions necessary for preparation of the package for shipment.

#### **PACKAGE IDENTIFICATION**

Designer: **Best Theratronics**

Make/Model: **F-143 Transfer Case, Serial Numbers 20, 50, 53, 54, 59, 62, 64 and F-158 Transfer Case, Serial Numbers 3, 4, 5, 6, 8, 9, 10, 14**

Mode of Transport: **Air, Sea, Road, Rail**

#### **IDENTIFICATION MARK**

The package shall bear the competent authority identification mark "**CDN/2003/B(U)**".

#### **PACKAGE DESCRIPTION**

The packaging is comprised of a type F-143 Transfer Case with a fire shield as shown on Drawing No. F614301-001 (Issue A) or a Type F-158 Transfer Case with a fire shield as shown on the illustrations listed on Identification List A06414 (Issue B).

The transfer cases have a 250 mm thick lead-shielded, steel-encased inner container and are similar except for the shape and size of the source drawer. The source drawer of the F-158 is round or square and longer than the square drawer of the F-143. The containment system consists of the capsule assembly, the drawer assemblies, end blocks, hinged doors and the steel-encased lead-shielded inner container. The transfer case is covered on the top and sides by a shield constructed to provide fire and impact limiting properties and on the bottom by a steel encased "Transite" sheet attached to the shipping skid.



The outer box of the shield is reinforced sheet metal and envelopes a 45 mm thick layer of cedar lined by a sheet of 12.7 mm plywood. A nominal 12.7 mm air gap separates the plywood from a blanket of 12.7 mm refractory material which is bonded to a sheet metal box that forms the inside surface of the fireshield.

An illustration of the package are shown on attached Drawing Nos. IN/SS 6076 F143 (Issue 13) and IN/SS 1975 F158 (Issue 8).

Any modification to the package design must be submitted to the Canadian Nuclear Safety Commission for approval prior to implementation.

The configuration of the F-143 Transfer Case is as follows:

Shape:	<b>Rectangular</b>	Shielding:	<b>Lead</b>
Mass:	<b>2080 kg</b>	Outer Casing:	<b>Steel</b>
Length:	<b>1118 mm</b>	Height:	<b>1245 mm</b>
Width:	<b>864 mm</b>	Diameter:	<b>n/a</b>

## **AUTHORIZED RADIOACTIVE CONTENTS**

This package is authorized to contain:

- not more than 444 TBq (12,000 curies) of Cobalt 60 metal doubly encapsulated in C146 or C151 welded stainless steel capsules, or in any doubly encapsulated stainless steel capsule assemblies with a valid special form radioactive material certificate. The decay heat output from this material shall not exceed 200 watts; or
- not more than 296 TBq (8,000 curies) of Cesium 137 as "normal form" cesium chloride doubly encapsulated within C161 Type 2 or 3 welded stainless steel capsule assemblies. The decay heat output from this material shall not exceed 40 watts.

## **QUALITY ASSURANCE**

Quality assurance for the design, manufacture, testing, documentation, use, maintenance and inspection of the package shall be in accordance with:

- Best Theratronics Document No. IN/DS 2574 F143/F158 (1), "Design and Operating Specification for the F-143 and F-158 Transport Packages"
- Best Theratronics Document No. 5.05-QA-01 (D)\*, "Radioactive Material Transport Package Quality Plan"
- Best Theratronics Document No. IN/IM 2548 F000 (J)\*, "Transport Package Maintenance Overview Procedure"
- Packaging and Transport of Nuclear Substances Regulations, 2015
- IAEA Regulations for the Safe Transport of Radioactive Material, 2012 Edition
- \* or latest current revision



## **SHIPMENT**

The preparation for shipment of the package shall be in accordance with:

- Best Theratronics Specification No. IN/DS 2574 F143/F158 (1), "Design and Operating Specification for the F-143 and F-158 Transport Packages"
- Best Theratronics Document No. IN/PP 1521 F143/F158 (B), "Preparation for Shipment for F-143, F-158 Type B(U) Radioactive Material Transport Package"
- Packaging and Transport of Nuclear Substances Regulations, 2015
- IAEA Regulations for the Safe Transport of Radioactive Material, 2012 Edition

This certificate does not relieve the consignor from compliance with any requirement of the government of any country through or into which the package will be transported.

---

R. Garg  
Designated Officer pursuant to paragraph 37(2)(a)  
of the Nuclear Safety and Control Act



## **NOTES**

Revision 17: February 9, 2016. Certificate renewed.

Revision 18: March 4, 2016. Revise certificate to remove Serial No. 7

Revision 19: March 18, 2020. Certificate renewed.

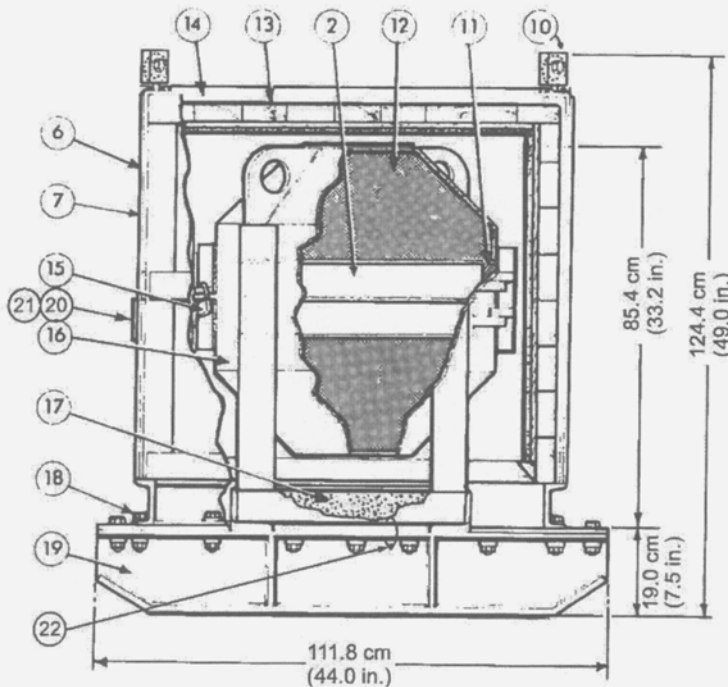
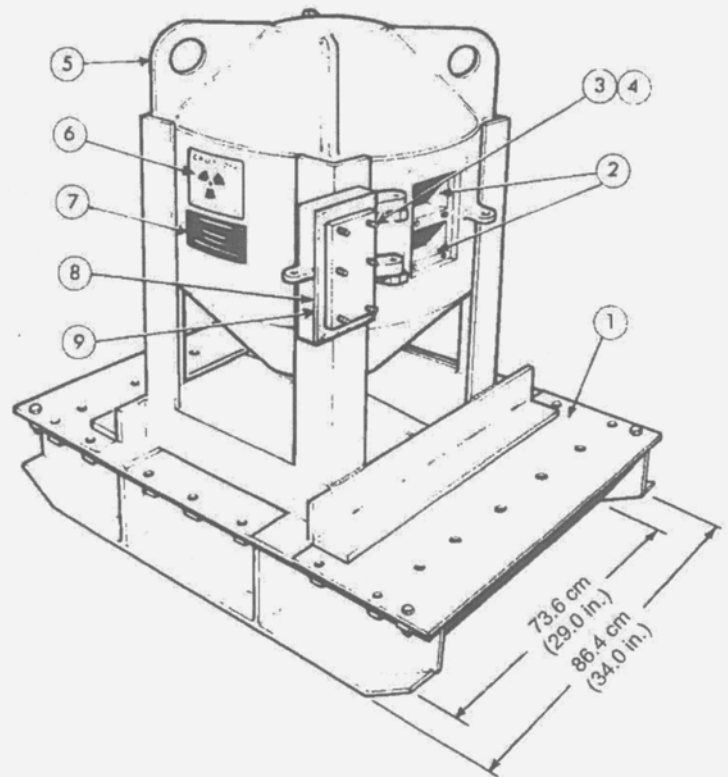


**Notes**

1. CNSC certification CDN/2003/B(U)
2. Conforms to IAEA type B(U)
3. Shielding - 25.4 cm (10.0 in.) lead - steel encased
4. Gross weight - 2,080 kg (4590 lb.)  
Fire shield weight - 227 kg (500 lb.)
5. Floor loading (based on projected floor area) - 0.216 kg/cm<sup>2</sup> (442 lb/ft<sup>2</sup>)
6. This container is used for shipping beam therapy unit sources (square drawer type only)
7. End blocks - F197 - for drawer prod. no. G143A, G172, G173 and G173A - 2.54 cm (1.0 in.) thick  
- F195 - for drawer prod. no. G643, G674, G675 and G675A - 2.69 cm (1.06 in.) thick  
- F194 - for drawer prod. no. G343, G344 and G344A - 6.50 cm (2.56 in.) thick  
- F193 - for drawer prod. no. G243, G272, G273 and G273A - 4.45 cm (1.75 in.) thick  
- F196 - for Siemens model SHDI-T2-82 and SENTW-1-120 - 10.57 cm (4.12 in.) thick

**CAPACITY**

MATERIAL	COBALT-60	CAESIUM-137
Max. Capacity	12,000 Ci.	8,000 Ci.



**Parts List**

1. Removable plate (2) - with steel encased transit
2. Drawer chambers - 7.6 cm square x 59.0 cm long (3.0 in. square x 23.25 in. long)
3. Socket head screw (12) - 1/2 - 13 x 2 in.
4. Gasket - O-ring type (12)
5. Container lift lug (4)
6. Radiation caution plate (3) - on two opposite sides of fireshield and one on the transfer case
7. Shipping container identification label (4) - on two opposite sides of fireshield and on two opposite sides of transfer case
8. Hinged door (2)
9. Neoprene gasket (2)
10. Fireshield lifting handles with covers installed
11. End blocks (4) - see note 7
12. Lead shielding
13. Fireshield - cedar plywood - kaowool, steel box (inner)
14. Outer steel box on fireshield
15. Wire seal (2)
16. Steel jacket 0.63 cm (1/4 in.)
17. Vermiculite packing
18. Hex bolt (24) - 1/2 - 13 x 2 1/2 in. long
19. Shipping skid
20. Radioactive category label (2) - on two opposite sides
21. UN number label (2) - on two opposite sides, next to radioactive category labels
22. Lead wire seal (1)

NOV 08 2010

**Best<sup>®</sup>**  
**Theratronics**

413 March Road  
Ottawa, Ontario  
Canada, K2K 0E4  
Tel: (613) 591-2100

TITLE

**F-143 Type B(U) Transport Package**

REF. TC-1-1(TC-1-38)  
IN/SS 6076 F143

REVISED Nov. 10 DC 30466

DATE November 1963

No. **F-143**

ISSUE

**13**

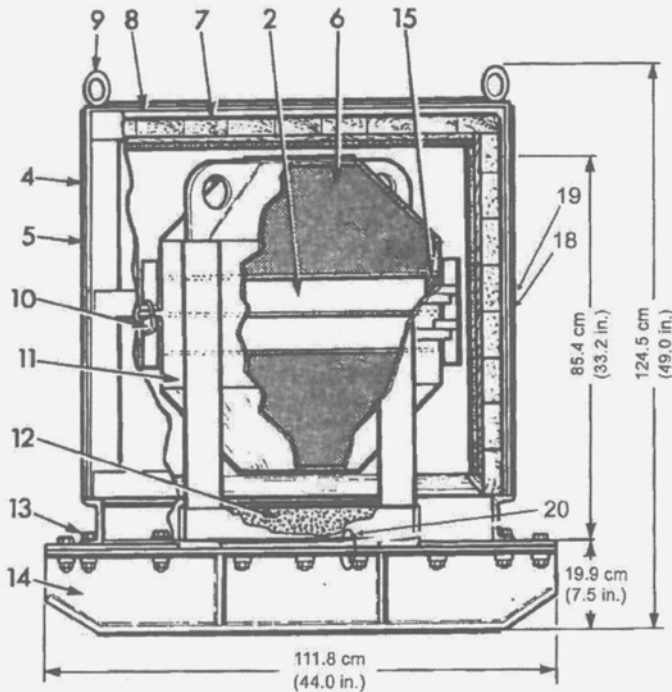
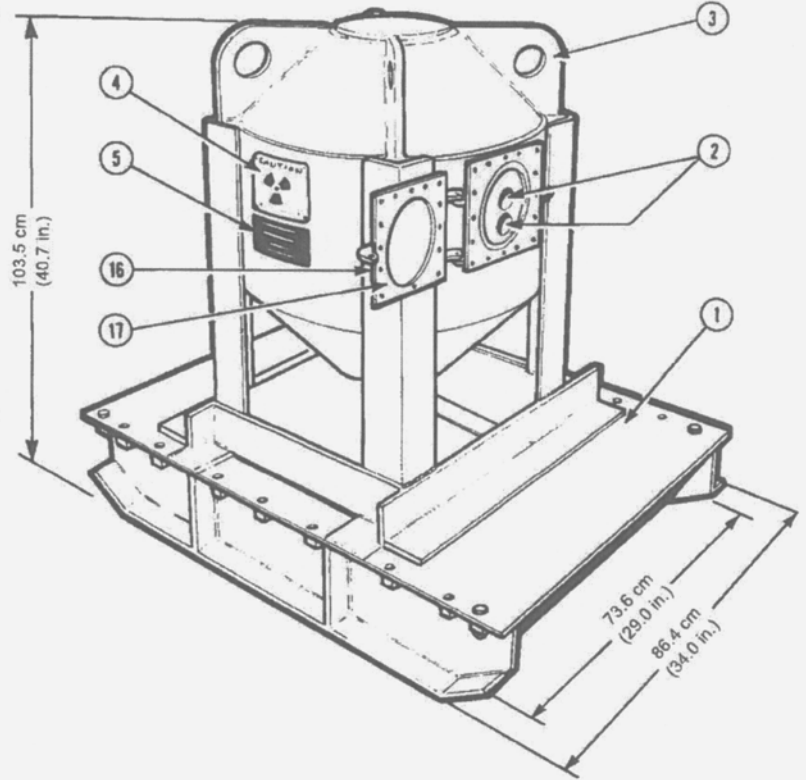
DRAWN *[Signature]* CHECKED *BM* APPROVED *BM*

SHEET 1 OF 1

THIS DRAWING IS THE PROPERTY OF BEST THERATRONICS LTD. AND IS SUBMITTED FOR CONSIDERATION ON THE UNDERSTANDING THAT THERE SHALL BE NO EXPLOITATION OF ANY INFORMATION CONTAINED HEREIN EXCEPT WITH THE SPECIFIC WRITTEN AGREEMENT OF BEST THERATRONICS LTD.

**Parts List**

1. Removable plate (2): with steel encased transit
2. Drawer chambers
3. Container lifting handles (4)
4. Radiation caution plate (4): on two opposite sides of fireshield and on two opposite sides of transfer case
5. Shipping container identification label (4): on two opposite sides of fireshield and on two opposite sides of transfer case
6. Lead shielding
7. Fireshield - cedar - plywood - kaowool - steel box (inner)
8. Outer steel box on fireshield
9. Lifting handles (4)
10. Lead wire seal (2)
11. Steel jacket 0.63 cm (0.25 in.)
12. Vermiculite
13. Fireshield bolts 1/2 -13 x 2.5 in. LG hex hd (18)
14. Skid
15. Square or round drawer shipping blocks
16. Hinged door (2): (8) bolts each door 5/8 in. - 11 UNC x 1 in. LG hex hd
17. Neoprene gasket (2)
18. Radioactive category label (2): on two opposite sides
19. UN number label (2): on two opposite sides, next to radioactive category labels
20. Lead wire seal (1)



**Notes**

1. CNSC certification CDN/2003/B(U)
2. Conforms to IAEA type B(U)
3. Lead shielding 25.4 cm (10 in.) steel encased
4. Maximum nominal weight: 2,080 kg (4,590 lb.)
5. Projected floor loading: 0.216 kg/cm<sup>2</sup> (442 lb./ft.<sup>2</sup>)
6. Approved contents:  
 12,000 curies cobalt-60  
 8,000 curies cesium-137

NOV 08 2010

**Best<sup>®</sup>**  
**Theratronics**

413 March Road  
Ottawa, Ontario  
Canada, K2K 0E4  
Tel: (613) 591-2100

TITLE

**Modified Senior Transfer Case  
Round or Square Drawer**

REF. A06414  
IN/SS 1975 F158

REVISED Nov. 10 DC 30466

DATE November 1971

No. **F-158**

ISSUE

DRAWN CHECKED APPROVED  
BW BM BM BM

SHEET 1 OF 1

**8**

THIS DRAWING IS THE PROPERTY OF BEST THERATRONICS LTD. AND IS SUBMITTED FOR CONSIDERATION ON THE UNDERSTANDING THAT THERE SHALL BE NO EXPLOITATION OF ANY INFORMATION CONTAINED HEREIN EXCEPT WITH THE SPECIFIC WRITTEN AGREEMENT OF BEST THERATRONICS LTD.





U.S. Department of  
Transportation

**Pipeline and  
Hazardous Materials  
Safety Administration**

East Building, PHH-23  
1200 New Jersey Ave, SE  
Washington, D.C. 20590

**CERTIFICATE NUMBER:** USA/6217/B(U)

**ORIGINAL REGISTRANT(S) :**

Best Theratronics Ltd.  
413 March Road  
Ottawa, Ontario, K2K 0E4  
CANADA